

# *New England Weavers' Seminar*



## **NEWS***letter*

### **NEWS 2019**

July 11 through 14, 2019

[www.newenglandweaversseminar.com](http://www.newenglandweaversseminar.com)

### **A Letter from the NEWS President**

Dear NEWS friends,

I am so pleased to be sitting at the helm of this remarkable organization. NEWS 2019 will be held once again at Smith College in Northampton, MA from July 11-14, with advance preparation days on July 9<sup>th</sup> and 10<sup>th</sup>. I only hope that this conference will be half as successful as our last one. I am in the process of digesting the 115 pages of the post-conference survey. There are many good comments and suggestions for improvement.

We are just beginning to put together the bones of our next event. We are fortunate to have so many good people who have come before us and laid the foundation for this organization. Their leadership has brought us to where we are today. We welcome new people to serve on our Board and take on jobs that need to be done. A list of those open positions will be sent to every guild so that we can draw folks from all of our guilds. We also welcome suggestions for potential teachers and vendors who might be available to join us and will enhance our conference.

It still astonishes me that this conference is so successful and run entirely by volunteers. But I guess that is really a reflection of the kind of people we are, dedicated, passionate and caring. There may be some differences of opinion along the way, but in the end, we all pull together for the common good. We are an amazing group.

I look forward to working with you and seeing you at Smith in 2019!

Sincerely,  
Christine House

## **Sample Requirements for NEWS 2019**

All guild members are encouraged to start to think about and to weave items for the NEWS 2019 Fashion and Gallery shows.

As a reminder, physical samples will be required for NEWS 2019.

These requirements are:

- (1) size of between 3"x3" to 6"x6" or, if the warp is very narrow, selvage to selvage x 6" long
- (2) finished on all sides
- (3) samples are required for all handwoven fabrics used in the piece
- (4) the sample must be tagged with the entry number.
- (5) woven samples are not required for split-ply braiding, basketry, or tapestry. Instead the weaver should submit 6" pieces of all materials used.

Be sure to put enough extra warp on the loom to accommodate the new sample requirements.

## **Social media**

NEWS is on Facebook. Continue to chat with your new friends from NEWS 2017. Use it to talk about the classes you attended and the new information you learned. Post that you have equipment for sale or are looking for a loom for sale. Share sources on a weave structure or technique. Keep the fun going by staying in touch!

## **Sample Donations for the Beginning Weaving Class at NEWS**

We have two years of weaving ahead of us! Remember to make an extra draft sheet with samples for the NEWS Beginning Weaving class. This small effort can make a big impact on future weavers. Guilds! Place a collection box at your regular meetings and send the drafts to Jayne as a guild.

Drafts can also be saved by you until NEWS or can be mailed in advance to:

Jayne Flanagan, Past President NEWS 2003  
6 Ottawa Woods Rd  
Scarborough, ME 04074  
jhfpf@maine.rr.com

## AWARDS

Sincere congratulations to all the Weavers that participated in the Fashion and Gallery Shows at NEWS 2017. The work on display was amazing and inspirational! Check the NEWS website for a list of this year's winners.



### Weavers of Distinction 2017

(Left to Right)

Anita Thompson

Barbara June Gordon

KC Alexander



Some of the Winners in the NEWS 2017 Fashion and Gallery Shows

## Special Interest Groups

**TWIST**, Tablet Weavers' International Studies and Techniques, is a volunteer-run organization that promotes and supports tablet weaving all over the world. Also known as card weaving, tablet weaving requires little equipment, yet it offers weavers the flexibility to produce remarkably complex pieces....

To find out more information about TWIST, please go to <http://www.tabletweavers.org/>

**Cross Country Weavers**, which began in 1957, is a group of 30 weavers who, each year, weave samples for each other and for two traveling notebooks, which are sent to people and groups when requested. At year-end, one notebook is sent to the Handweaving Museum in Clayton, NY and the other to the University of Mass-Dartmouth Textile Department in New Bedford, MA.

Assignments are decided at NEWS for the following two years, usually alternating a color assignment with a particular weave structure. When there is an open position in the group, a new member is recommended by two current members.

**Complex Weavers** is dedicated to expanding the boundaries of handweaving, to encourage weavers to develop their own creative styles, to inspire through research, documentation, and the sharing of innovative ideas. We challenge our skills and imagination by sharing information and innovations with our fellow weavers – both directly and through our study groups, Seminars, Journal and biennial exhibition, Complexity. <https://www.complex-weavers.org>

## COMPLEXITY 2018: *Innovations in Weaving*

It's time to get creative for Complexity 2018: Innovations in Weaving, Complex Weavers juried exhibit!

The *entry window is open October 1, 2017 through January 15, 2018*. Categories are Apparel and Accessories, Home Furnishings, Yardage and 2- and 3-Dimensional work.

Entering is easy via Submittable, our call-for-entry provider.

Complex Weavers is very pleased to announce that Kay Faulkner, Janice Lessman-Moss and Jette Vandermeiden are the jurors.

It will be exciting to see members' work on display from **May 29 through July 13, 2018** in the modern Metro Gallery in the lobby of Reno City Hall. Join us for the artists' reception in Metro Gallery on Tuesday July 10, 2018 from 5 PM to 7 PM!

Awards from Complex Weavers and other organizations will be available at the discretion of the jurors.

The prospectus can be found on the Complexity web page and a link to the entry form is active:  
<https://www.complex-weavers.org/complexity-2018/>



## Tuition Grants

The articles below fulfill a requirement of two of the recipients of a 2017 NEWS Tuition Grant.

### Beginning Weaving By Tasia Stanley



First, I want to tell the NEWS Scholarship Committee that I am so very grateful to have received the tuition grant for my course. I am really happy that I was able to learn the basic skills I need to set up a weaving project on the loom and to weave some really nice pieces. I used to watch my Grammi while she was weaving and always asked her if I could try. When I turned 11 last year, she started to show me how to weave and even had me make a scarf and some coasters. Next, I joined the *Weavers' Guild of Springfield* and began to see what I could do if I could learn the basics. I was getting a lot of encouragement from the Guild members when I would go to the meetings. They suggested that I should take a beginner's course with *Carol Birtwistle* at NEWS. They told me that she was a really excellent and patient teacher and that I would learn the correct way to weave. So, I signed up as soon as I could.

As the months went by, I was getting excited to take the course. My Grammi was taking a course also, so we went together. I was a little nervous because I was never on a college campus by myself before but after a while, I learned my way around. My teacher, *Carol Birtwistle*, made us feel relaxed in the class. She definitely wanted us to perform the tasks on our own. She would show us how to do something, take it apart, and then have us repeat it so that we could learn by doing. My classmates also made me feel very comfortable and were very helpful.

We learned about the parts of the loom, how to lay out a draft on graph paper to plan the project, how to measure out the material on a warping board, how to dress the loom, how to use the bobbin winder, how to weave and how to finish the project off. I learned many other skills as well, like if you miss a heddle when dressing the loom, you can make one out of thread. I learned that dressing the loom takes a long time but once you start weaving, it goes fast. Weaving is the easy part so don't worry about dressing. I learned that we often don't realize our mistakes until we start to dress the loom or start weaving. My teacher, Carol, was very nice and helped me a lot with my mistakes. She told the class that a lot of mistakes we make are not that big of a deal and can be fixed. I did have some challenges such as twisted threads and keeping track of counting



while warping. I learned that it is good to be careful. I also learned another use for toilet paper. You can use it to start your weave instead of using your expensive thread.


I really liked how my scarf turned out even though it took longer than I expected. It is made of Cottolin and I was able to be creative with the colors and even added some sparkle using some tinsel.

I am so glad that I took the course because I now know the basics and will be able to weave on my own and make a lot of cool pieces. I just started a dishtowel project using the materials that Carol kindly gave to me. I would definitely recommend this course to any young person that might want to have fun weaving. Maybe some weavers who read this know a young person that might be interested. You could even help them get started like my Grammi did for me.

Again, I want to thank the NEWS Scholarship Committee for the grant. I was really happy to get it.

*Tasia Stanley*

### **Boundweave By Sherry Cochran**



NEWS was everything I thought it would be and more. The college was beautiful with the gardens and the detailed buildings. I met people whom I had only known through magazine articles or on internet groups. I saw inspirational weaving. The gallery shows were visited many, many times and each time I saw something I hadn't seen before. There were fabrics that took my mind to places that were crammed full of ideas. Inspiration and a higher standard for my own weaving were etched in my brain the whole weekend.

I took Tom Knisley's Boundweave class for the 2 1/2 days. Having never done anything in a weft-faced weave before, I found that I love the way the colors are moved around when I threw the shuttle. Walking around to see my classmates work was fantastic. Colors that I would not have ever thought of as going together were working! From the same rosepath threading, I saw fabrics that made me think of dragon skin, fire, native american art, flowers, trees and mountains. Mr. Knisley was encouraging, helpful, informative, and had a great sense of humor! I learned a ton and had a blast!

I especially liked the program presented by Linda Teller Pete. Her presentation of her family of Navajo rug weavers took me back through generations of rug weavers who have passed on the traditions.



Tom Knisley & Sherry Cochran



Each night I fell into the bed exhausted and excited for the next day all at the same time. I am already saving my quarters for the next NEWS! There were so many things that I want to learn. So many things that I saw for classes that I want to take. So little time!

Lastly, and most importantly, I want to thank you for the gift of the scholarship for the Boundweave class. It was a wonderful, inspiring, fun, and exhausting trip that I could not have experienced with a more dedicated, helpful, and awesome group of weavers! Thank you, thank you a thousand times over. As I continue on in my weaving life, this experience shall be a highlight and I shall certainly see you at the next NEWS!

### **NEWS Executive Board, 2017–2019**

#### **President**

Christine House  
(603) 357 - 4946  
chouse26@gmail.com

#### **First Vice President & Program**

Liz Zocchi  
Lzocchi@comcast.net

#### **Co-Second Vice President & Facilities**

Donna Pratt  
(802) 917 - 4760  
donna-pratt@outlook.com

Mary Roche  
(860) 918 - 0600  
mary.roche@eversource.com

#### **Corresponding Secretary**

Diana Frost  
(603) 868 - 7465  
dianabfrost@gmail.com

#### **Treasurer**

Carole Elliott  
(603) 960 - 0262  
carole@kematrans.com

#### **Recording Secretary**

Linda Rhynard  
(401) 258 - 7577  
lrhynard@yahoo.com

## NEWS Committees 2017-2019

### **Advisory**

Mary Roche  
(860) 918 - 0600  
mary.roche@eversource.com

### **Awards**

**\*\*OPEN\*\***

### **Awards Show Presentation**

Kathy Eklund  
eklundkathy@gmail.com

### **Commercial Exhibits**

Linda Rhynard  
(401) 258 - 7577  
lrhynard@yahoo.com

### **Graphics**

Sue Taube  
sue@taube-violante.com

### **Historian**

Linda Snook  
(508) 446 - 1931  
linda.c.snook@gmail.com

### **Housing & Dining**

Mary Roche  
(860) 918 - 0600  
mary.roche@eversource.com

### **NEWSletter Editor**

Deborah Adamczyk  
(413) 436-5618  
djadamczyk@comcast.net

### **Registration Brochure**

Elaine Palmer  
(413) 835 - 1784  
elainespalmer@comcast.net

### **Resource Guide**

Judith Shangold  
(781) 402 - 0191  
judith@judithshangold.com

### **Scholarship**

**\*\*OPEN\*\***

### **Seminar Registrar**

Susan Targove  
(508) 479-3677  
stargove@comcast.net

### **Tours**

Susan Wright  
weaveallnight@yahoo.com

### **Traveling Library**

Ro Spinelli  
(508) 238 - 0185  
reilspin@comcast.net

### **Volunteers**

Joie McKennerney  
(860) 408 - 0096  
joiegm@outlook.com

### **Webmaster**

Kathy Tappan  
(978) 263 - 7346  
[kathy.tappan@gmail.com](mailto:kathy.tappan@gmail.com)



## **Guild Responsibilities for NEWS 2019**

|  |  |
|--|--|
| <b>Faculty Exhibit:</b>                      | Weavers' Guild of Rhode Island   |
| <b>Fashion Show Intake &amp; Jurying:</b>    | Cranberry Country Weavers  |
| <b>Fashion Show Intake Chair:</b>            | Kathy Eklund   |
| <b>Fashion Show Hanging &amp; Take Down:</b> | Vermont Weavers' Guild   |
| <b>Gallery Show Intake &amp; Jurying:</b>    | Weavers' Guild of Boston   |
| <b>Gallery Show Hanging &amp; Takedown:</b>  | Handweavers' Guild of Connecticut  |
| <b>Guild Shows:</b>                          | Nashoba Valley Weavers' Guild  |
| <b>Information &amp; Daily Registration:</b> | Weavers of Western Mass &<br>New Hampshire Weavers' Guild                            |
| <b>Jury Secretaries:</b>                     | Pioneer Valley Weavers<br>Nashoba Valley Weavers' Guild<br>Cranberry Country Weavers |
| <b>Nominating Committee:</b>                 | Vermont Weavers' Guild   |
| <b>Publicity:</b>                            | New Hampshire Weaver's Guild   |
| <b>Registration Packet &amp; Name Tags:</b>  | Weavers' Guild of Springfield  |
| <b>Special Exhibit:</b>                      | Handweavers' Guild of Connecticut  |
| <b>Swatches Guild Rotation:</b>              |  |
| <i>Spring 2018:</i> Weavers' Guild of Boston | <i>Fall 2018:</i> Weavers' Guild of Rhode Island                                     |
| <i>Spring 2019:</i> Weavers of Western Mass  | <i>Fall 2019:</i> Pioneer Valley Weavers   |
| <b>Transportation of Teachers:</b>           | Pioneer Valley Weavers   |

## **NEWS Guild Trustees**

### **Cranberry Country Weavers**

Rosemonde Spinelli  
South Easton, MA  
(508) 272-4312  
reilspin@comcast.net

Jan Lyons  
Dandilyons@comcast.net

### **Handweavers' Guild of Connecticut**

Kathleen Kaliscak  
Seymour, CT  
(203) 640 - 3867  
kaliscak@sbcglobal.net

Stephanie Slattery  
Hamden, CT  
(203) 288 - 6289  
sjslattery@gmail.com

### **Nashoba Valley Weavers' Guild**

Andrew Fielding  
droovonsnapchat@gmail.com

Susan Targove  
(508) 479 - 3677  
stargove@comcast.net

### **New Hampshire Weavers' Guild**

Marjie Thompson  
marjie@maine.rr.com

Carole Elliot  
Warren, NH  
(603) 960 - 0262  
carole@kematrans.com

### **Pioneer Valley Weaver's Guild**

Cindy Romaniak  
West Springfield, MA  
(413) 433 - 9773  
mathmaniak@comcast.net

Claudia Spaulding  
Northampton, MA 01060  
(203) 631-2202  
cbbspaulding@gmail.com

### **Vermont Weavers' Guild**

Donna Pratt  
Barre, VT  
(802) 917 - 4760  
donna-pratt@outlook.com

### **Weavers' Guild of Boston**

Susan Targove  
(508) 479 - 3677  
stargove@comcast.net

### **Weavers' Guild of Rhode Island**

Linda Rhynard  
Bristol, RI  
(401) 258-7577  
lrhynard@yahoo.com

Sylvia Kilgour  
North Easton, MA  
(508) 238 - 1205  
kilclarke@comcast.net

### **Weavers' Guild of Springfield**

Susan Wright  
Northfield, MA  
(413) 687 - 4747  
weaveallnight@yahoo.com

Loris Epps  
Springfield, MA  
weft.epps@verizon.net

### **Weavers' of Western Mass**

Elaine Palmer  
(413) 835 - 1784  
elainespalmer@comcast.net

Patricia Colson-Montgomery  
(413) 695-7603  
trishcolson@gmail.com

## **Traveling Library**

The Traveling Library consists of notebooks of handwoven swatches and drafts. Most of the books contain only one weave structure, and some are further divided by number of harnesses. Some are records of fashion shows, gallery shows and study groups. All are fascinating.

The Traveling Library notebooks are available for checkout by any NEWS member guild, or any individual member of such a guild. You **MUST** be a member in good standing of a member guild in order to borrow the notebooks. Please check with the membership chair of your guild to verify your membership status.

Check out is simple: call Ro Spinelli at 508-238-0185, and leave a message or email her at [reilspin@comcast.net](mailto:reilspin@comcast.net). Please, when emailing, put "NEWS Traveling Library" in the subject line. Ro will mail the notebook to you. The borrower pays postage both ways and may keep the notebook for up to 3 months (except that all books must be returned prior to the biennial NEWS seminar).

All members of NEWS guilds are encouraged to submit a sample of their work to the traveling library! Just one will do, or submit as many times as you like. You may use the NEWS library draft sheet or any draft sheet you are familiar with. Please include the threading and treadling draft, warp and weft yarns descriptions or samples, sett used, reed used, and the woven sample of at least 4"x4". Please attach the swatch of actual fabric to the draft. These samples are then filed in the appropriate notebooks, so that new examples, new yarns, and new colors appear within each weave structure category.

The Library is in need of examples of more than 4 harnesses, in many of the weave structure category notebooks. *Please think of the Traveling Library whenever you weave!* One 4" woven sample with draft sheet and information is a great way to share your work and have it as part of this inspirational library!

Guilds and study groups are also encouraged to make an extra whole notebook for the library of any studies group, friendship weavings projects, or guild projects they may do as a group. The Traveling Library exists so that a permanent record of your work will be available to other guilds for study purposes and for inspiration!

To submit a draft and handwoven swatch to this Special Library/Traveling Library, mail it to:

Rosemonde Spinelli  
NEWS Library  
79 Kilsyth Road  
South Easton, MA 02375

All sample notebooks are available to borrow for up to 3 months, EXCEPT the Notebooks of the entries for the NEWS exhibits. These Seminar Exhibition Books are available to view at the NEWS seminar, or by special arrangement with Ro. If you would like a Traveling Library listing and rules for borrowing, please email Ro and please put NEWS Traveling Library in the subject line.

## Subscription Information

The *NEWSLetter* is published electronically twice yearly. Electronic subscriptions are free and available to all. Weavers who attended NEWS 2017 and who do not have an email account are eligible to receive the *NEWSLetter* by US mail.

For issues regarding *NEWSLetter* distribution (including adding or removing your email from our distribution list), please contact Susan Targove ([stargove@comcast.net](mailto:stargove@comcast.net)).

Submissions are welcome and/or for questions/concerns regarding the content of the *NEWSLetter*, please contact Debbie Adamczyk ([djadamczyk@comcast.net](mailto:djadamczyk@comcast.net)).

## News from Our Guilds

### Cranberry Country Weavers

[www.cranberrycountryweavers.com](http://www.cranberrycountryweavers.com)

We meet at the West Bridgewater Public Library, West Bridgewater MA. Our meetings are on the third Wednesday of month, from September to June, excluding December. The meetings consist of a business meeting and an educational program or hands-on workshop about a technique of handweaving or project. We meet from 10:00am- 2:00, sometimes, 3:00PM. We welcome everyone, from beginners to professionals. For further information, please consult our website.

### Handweavers' Guild of Connecticut

[www.handweaversguildofct.org](http://www.handweaversguildofct.org)

The Handweavers' Guild of Connecticut invites handweavers, spinners and other fiber artists from all levels of experience to exchange ideas and share knowledge, to encourage and educate, to stimulate creativity and to challenge their abilities in fiber art techniques.

The Guild meets five times a year on the third Saturday of the month, bimonthly from September through May. All meetings are held at [The Congregational Church of South Glastonbury](#), located at the intersection of Main & High St. in S Glastonbury, CT.



**Maxi Workshops** usually are scheduled two to three times a year, generally one or two days before a state Guild meeting.

**Mini Workshops** are held from 10:00 to 11:45 a.m. For most workshops, the fee is \$10.00. If the guest speaker gives a mini, the fee is \$12.00. Members are advised to register ahead by [email](#). Members and non-members may also register at a meeting.

**Open Workshops** are held in the meeting room from 10 a.m. to 11:45 a.m. at each meeting. Taught by individual guild members, they are free and open to all members and guests.

|                  |  |
|------------------|--|
| 09:00 - 10:00 am | Delicious Snacks available (please bring you own mug), Sharing Exhibit, Library, Weftovers, Vendors (at most meetings), New Member Orientation |
| 10:00 - 11:45 am | Workshops (Open and Mini's)  |
| 11:45 - 12:30 pm | Lunch (brown bag and/or purchase), Library, Weftovers  |
| 12:30 - 1:15 pm  | HGC Business Meeting for all members, Show and Tell  |
| 1:15 - 2:30 pm   | Program Speaker  |
| 2:45 - 3:30 pm   | HGC Board Business Meeting   |

***\*Many of the workshops, particularly the maxis, fill very quickly. It is recommended that you register straightaway.***

### **Guild Meeting Schedule**

#### **November 15-17, 2017 (3 days)**

Maxi workshop: Laptop and Looms - Conquer Drafting and Create Exciting Designs! Marg Coe - Tucson, AZ

#### **November 18, 2017 -- Statewide Meeting**

Workshops Open: Rigid Heddle Looms: Their Importance in Today's Weaving, Ginger Balch

Guest mini: Jin and Tonic, Marg Coe - Tucson, AZ

Mini #1: Pearl Knotting, Stephanie Slattery

Mini #2: Sewing with Handwovens - Seams and Seam Finishes, Margie Wheeler

Mini #3: Learn About the HGC Ratings Program, Fran Curran and Dorrie Hunt

Afternoon Program: How Can We Double Weave? Let Me Count the Ways, Marg Coe - Tucson, AZ

#### **January 20, 2018 -- Statewide Meeting**

Workshops Open: How I used my HGC Scholarship money! Moderated by Mary Roche

Guest Mini: Hands-on SAORI Weaving, Mihoko Wakabayashi

Mini #1: Making Good Use of Small Pieces of Handwoven Material, Marsha Lodge

Mini #2: Demystifying Entrelac, Ginger Balch

Mini #3: Paper Weaving, Peggy Dembicer

Afternoon Program: SAORI Weaving, Mihoko Wakabayashi

#### **March 15-16, 2018 (2 days)**

Maxi-workshop: Cutting Loose with Tied Weaves, Robyn Spady, Seattle WA

**March 17, 2018 -- Statewide Meeting**

Workshops Open: Bobbin Lace – Off Loom Weaving, The New England Lacemakers Group

Guest Mini: Embellishments--Passementerie through the Eyes of a Fiber Artist, Robyn Spady

Mini #1: Round Reed Multicolored Basket, Elisa Kessler Caporale

Mini #2: Rug Finishing, Theresa Ridgeway

Mini #3: Connections, Layers, and Pockets, Janney Simpson

Afternoon Program: Weaving Innovations from the Bateman Collection, Robyn Spady

**May 19, 2018 – Statewide Meeting**

Workshops Open: Warping by Yourself, Fran Curran

Mini #1: Summer and Winter: A Year-Round Weave, Norma Smayda

Mini #2: Zero to 60 Paddle Warping – Slot and Hole, Anne Graham

Mini #3: Make a Handwoven Mobius, Geraldine Peterson

Afternoon Program: Sewing with Handwoven Fabric, Manon Pelletier and Judy Schaefer

**Nashoba Valley Weavers' Guild**

[www.nvwg.org](http://www.nvwg.org)

We are a small, friendly group of weaving enthusiasts local to Middlesex and Worcester counties and just 12 miles from the New Hampshire border.

We usually meet in the evening on the fourth Tuesday of each month from September until June. We meet at The Fiber Loft, 9 Mass Ave (Rte. 111) in Harvard, MA. Refreshments, shopping, and browsing in the Guild library starts at 7 pm and the meeting starts at 7:30 pm with a brief business meeting followed by the evening's program.

Guests are always welcome! For more information, visit our, newly-refurbished, website.

**New Hampshire Weavers' Guild**

[www.nhweaversguild.org](http://www.nhweaversguild.org)

The New Hampshire Weavers Guild meets on the third Wednesday of September, October, November, March, April, and May at the Kimball-Jenkins School of Art Estate, 266 North Main Street, Concord, NH 03301

We welcome all weavers, beginner to advanced, to experience the joy of meeting like-minded individuals and expanding our horizons. See our website for program details.

**NOBO (North of Boston) Handweavers' Guild**

[www.nobohandweavers.com](http://www.nobohandweavers.com)

NEWS would like to thank the members of NOBO for their past contributions to the success of the seminar. You will be missed!

## Pioneer Valley Weavers

[www.pioneervalleyweavers.org](http://www.pioneervalleyweavers.org)

### Our Mission Statement:

To educate, inspire and foster excellence in the weaving community.

To stimulate a broader appreciation of the fiber arts, by the public.

To maintain an atmosphere of friendship and acceptance.

Congratulations to members *Lynn Field*, *Barbara June Gordon*, *Georgia Hadley* and *Claudia Spaulding* on their Fashion and Gallery Awards. We are pleased to announce that *Barbara June Gordon* achieved her Weaver of Distinction Award.

Pioneer Valley Weavers' meets the second Tuesday from September through June, at Webs in Northampton, MA. Monthly meetings include social time and snacks, Show and Share and a formal program. The exceptions would be December and June, which are more social than formal. For more information contact [guild.chair@comcast.net](mailto:guild.chair@comcast.net).



### Upcoming Programs:

|  |  |
|--|--|
| November 14 <sup>th</sup>                          | Anastasia Azure: Dimensional Double Cloth  |
| December 12 <sup>th</sup>                          | Pot Luck and Yankee Swap   |
| January 9 <sup>th</sup>                            | Leslie Ann Bestor: Rigid Heddle – Not just a gateway loom                                  |
| February 13 <sup>th</sup>                          | Anita Thompson: Independent Block Multi-Shaft Overshot                                     |
| March 13 <sup>th</sup>                             | Norma Smayda: Framed with woven borders  |
| March 31 <sup>st</sup> &<br>April 21 <sup>st</sup> | Barbara Elkins: Double Weave Workshop<br>Two all day Saturdays (limited to 8 participants) |
| April 10 <sup>th</sup>                             | Jane Flanagan: Diversified Plain Weave   |
| May 8 <sup>th</sup>                                | Stephanie Morton: Weaving Together   |
| June 12 <sup>th</sup>                              | Potluck and Silent Auction   |

Visitors are welcome. Membership dues are \$25./year. Please join us!

## Vermont Weaver's Guild

<http://vtweaversguild.org>

The Vermont Weavers Guild is a non-profit educational association. Its purpose is to increase technical proficiency and artistic experience by providing a well-rounded educational program, to promote and maintain high standards of weaving, as well as related fiber arts, to share our knowledge and ideas and to bring together hand-weavers.

Meetings are held monthly on Saturdays (usually 2nd Saturday) in September, October, November, February, March, April and May at the Kimball House, Randolph, Vermont. See our website for program details.

Workshops are open to members of other guilds, if space is available.

## **Weavers' Guild of Boston**

[www.weaversguildofboston.org](http://www.weaversguildofboston.org)

The Weavers' Guild of Boston continues to promote hand weaving, among seasoned and novice weavers, as it has for over 90 years. All are welcome to attend the daytime gathering starting at 10 am on the second Wednesday of September through November and February through May at the Westborough Congregational Church. Morning workshops are offered throughout the year and an extensive library is available. Afternoon speakers follow a short business meeting. For more information on the guild including its rating program, please visit our website.

## **Weavers' Guild of Rhode Island**

[www.wgri.org](http://www.wgri.org)

The Weavers' Guild of Rhode Island has a lot to celebrate. We were well represented at NEWS 2017. In addition to our successful Special Exhibit, guild members Manon Pelletier, Judy Schaefer, and Lisa Geigen won awards. Manon's fashion show entry won Best in Show and First Place, while Judy's tunic won Second Place. In the gallery show, Lisa Geigen's table runner "Lisa's Surrender" garnered Second Place. We couldn't be more proud as we complete our 70th year as a guild.

We held a 70th Anniversary luncheon in October, which brought together new and former members and officers. We will look back upon our history, and we will look ahead for new ideas to keep us relevant for the next 70 years. In addition to the

festivities and food, Fran Curran spoke about the role of Weaving Communities and the continued growth and advancement of the craft of hand weaving.

We have a full line-up of exceptional programs and workshops that will take us to June 2018. Marjie Thompson, Nancy Ayton, Kate Barber, and Barbara Herbster will be here. We will hear from guild members Anastasia Azure, Norma Smayda, Manon Pelletier, and Judy Schaefer as well.

We appreciate the assistance we received from NEWS in presenting our Special Exhibit and we look forward to contributing to NEWS 2019. We owe a special thank you to our hard-working NEWS representatives: Linda Rhynard and Sylvia Kilgour.

For more information on the Weavers' Guild of Rhode Island, visit our website.

Janet Cooper, President

Weavers' Guild of Rhode Island



***Best In Show & First Place  
By Manon Pelletier***



## **The Weavers' Guild of Springfield**

Website: [www.weaversspring.com](http://www.weaversspring.com)

E-mail: [weaversspring@gmail.com](mailto:weaversspring@gmail.com)

The Weavers Guild of Springfield meets usually (but not always) on the first Saturday of each month, September - May. Meetings are held at the Community House in Longmeadow, MA located at 735 Longmeadow Street. Our typical format is as follows:

- The morning program runs from 10:00 AM to noon.
- We eat lunch and hold our business meeting from noon to 1:00 PM.
- The afternoon program runs from 1:00 to 3:00 PM.

This year our study group is examining *The Recipe Book*, by Mary Meigs Atwater. Our guild also demonstrates weaving throughout western Massachusetts at the Massachusetts Sheep and Wool Festival in Cummington in May, The Scottish Festival at Look Park, Northampton in July, the Shelburne Grange Fair in August, Hatfield Old Home Days in October and the Conway Festival of the Hills in October. At each of these demonstrations, small table looms are available for children and adults to try weaving.

Our programs for the next several months are:

### **NOVEMBER 4, 2017**

#### **Full-Day Program:** *Constructing a Fabric Pincushion - Susan Wright*

In the workshop we will make pincushions out of wool and embellish them with embroidery and/or beads. You can use your own handwoven fabric or commercial fabric. The pin cushions will be filled with crushed walnut shells to give them weight so they stay on the top of your loom to hold your needles for hemstitching. Each person should be able to make two pincushions on the workshop. Each person should bring two squares of fabric for the base and scissors. Materials fee \$15, which includes pattern booklet and most materials. All other materials will be supplied. Specific details will be supplied closer to the date.

### **DECEMBER 2, 2017**

#### **Full-day Program:** *Holiday Party & Craft*

Take a break from the hectic pace of holiday preparations to share laughter, good food, a craft project led by Doris Koziol, and gift exchange.

### **JANUARY 6, 2018**

#### **Morning:** *Cotton - Laura Freeman*

Laura will present information about cotton: history of the use of this fiber, growing, preparing, etc. No materials fee.

#### **Afternoon:** *More About Cotton (DVD)*

## **FEBRUARY 3, 2018**

### **Morning:** *Borders - Loris Epps*

Loris will provide instruction on creating borders for your handwoven project

### **Afternoon:** *Designing, Weaving, and Submitting Handwovens - Ruth Buchman*

Ruth will discuss her submissions to weaving shows and publications with a focus on design, execution, and the submission process. She will bring submitted items she still owns and discuss why she no longer owns others. Bring your questions – this presentation will be guided in part by the group's interests. No materials fee.

## **MARCH 3, 2018**

### **Morning:** *8 Shaft Overshot - Anita Thompson*

Anita has been weaving for over 16 years and earned her Master Weavers Certificate from Hill Institute in 2009. Her pieces have won many awards and have been featured in Handwoven magazine. Anita enjoys exploring many different weave structures, but Independent Block Multi-Shaft Overshot is her favorite. She lives in Goshen and enjoys traveling, playing bridge and spending time with her daughter, Megan. \$2 materials fee for the handout.

### **Afternoon:** *Supplemental Warps - Pam Engberg*

In this session we will look at some woven examples of Supplementary Warp patterns and look at how to transform a draft which uses pattern and tabby wefts on a plain warp into a draft which uses a single weft on a pattern and tabby warp. We will discuss several ways in which the warps can be wound and tensioned and how the design might affect which is most appropriate.

## **APRIL 7, 2018**

### **Morning:** *Basic Felting Technique - Sue McFarland*

In this workshop Sue McFarland, a hand weaver and fiber artist for over twenty-five years, will focus on the creation of fabric and objects from unspun sheep wool. This felting workshop will cover the techniques used to make flat felt, beads, ropes, and felting around a form. Participants are asked to bring an old bath towel, a one gallon zip lock bag and wear comfortable clothing that can get a little wet. Materials fee payable to the guild: \$10.

### **Afternoon:** *Study group presentations - Participating members*

## Weavers of Western Mass

[www.weaversofwesternmass.org](http://www.weaversofwesternmass.org)

Weavers of Western Mass meet on the 4th\* Wednesday of the month, September through May with the exception of December. The guild meetings begin with social time at 12:30 pm, business meeting from 1 - 1:30 pm, and the monthly program from 1:45 - 3:15 pm. The guild meetings are held at Hill Institute, 83 Pine Street, Florence, MA, off street parking is available. Visitors are welcome to come to one meeting prior to joining the guild. Membership dues are \$25 per year.

Along with providing monthly programming, the guild maintains a library and offers workshops. The library is open to guild members during guild meetings and arrangements can be made for periodic access throughout the programming year.

WWM extends our sincere thanks to Hill Institute for their generous donation of meeting space and storage space for our library.

### Upcoming Programs:

|               |                    |                                   |
|---------------|--------------------|-----------------------------------|
| Nov. 15, 2017 | Sandra Rux         | A Simple box of Weaving Equipment |
| Jan. 24, 2018 | Emily Gwynn        | A Young Weaver's Journey          |
| Feb. 28, 2018 | Justin Squizzero   | Marshfield Weaving                |
| Mar. 28, 2018 | Anne Graham        | Shadow Weave                      |
| Apr. 25, 2018 | Sharon Northby     | "Origami Top"                     |
| May Mtg.      | Date and Topic TBA |                                   |

## Woven Sample



Woven by our member Guilds in a rotating schedule, each NEWSLetter contains a woven sample, consisting of a scanned copy of the woven fabric along with the draft. Below, please see the wonderful sample submitted by the **Vermont Weavers Guild**.

**Vermont's** sample is an Undulating Twill Shadow Weave from "*A Weaver's Book of 8-shaft Patterns*" edited by Carol Strickler; draft #301 on page 77. It is woven in 8/2 Tencel in the colors Azure and Darkest Green.

The original fabric will be available in the NEWS Library, along with a large collection of prior fabric samples and their drafts. (See the paragraph on the **Traveling Library** for more information.)

by Ardis Dobrovolny

301

[illegible]